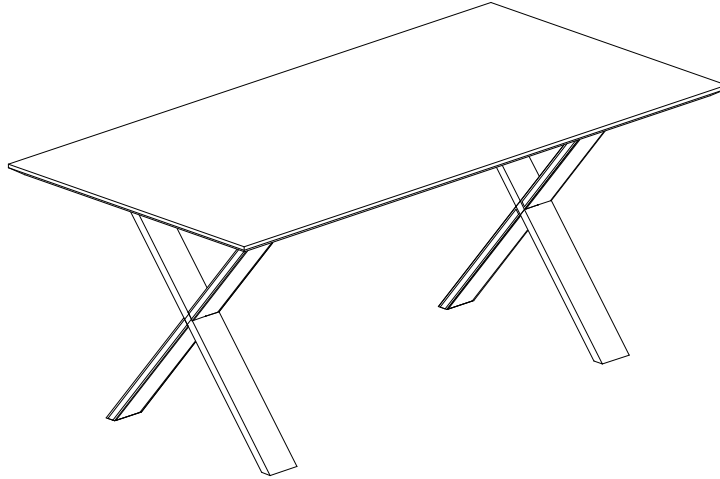



ELEMENTS BDH 10 Dining Table

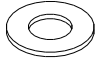


ASSEMBLING INSTRUCTION

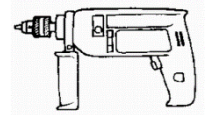
The pack with fittings and assembling Instruction 1 pages.— 1pcs.

- A** Table top plate - 1 pcs.
- B** X - wood legs - 2 pcs.

1  $\text{Ø}5 \times 30$ 16 pcs

2  $\text{Ø}16$ 16 pcs

Necessary tools



1. Screw legs **B** to top plate **A**. Screw in marked holes.

Look at the picture 1

1

